

Player Registration

STEP ONE

Go to www.warnersoccer.com

Click on top right "REGISTER" if a new Player.

If you are a returning player click "Login"

Returning players scroll down to **SELECT A PROGRAM** section further in instructions

New players create an Account:


Create New Account

By clicking Create Account you agree to the DICK'S TSHQ [Terms of Service](#), [Privacy Policy](#), and [License Agreement](#).

Already have an account? [Sign in here!](#)
Forgot your [Username](#) or [Password](#)?

Enter all of your information as the account holder

Account Holder 1: Primary Parent/Guardian Information



Email:
Username:

Gender*

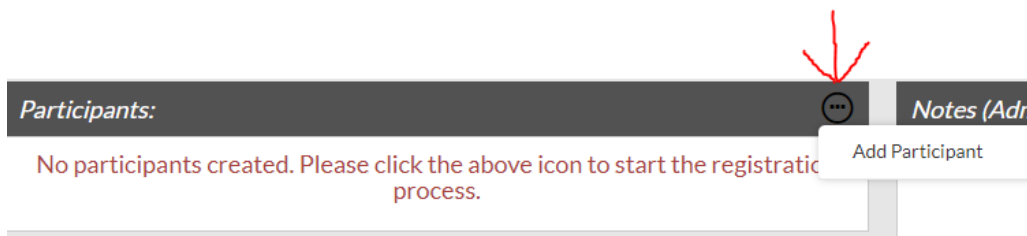
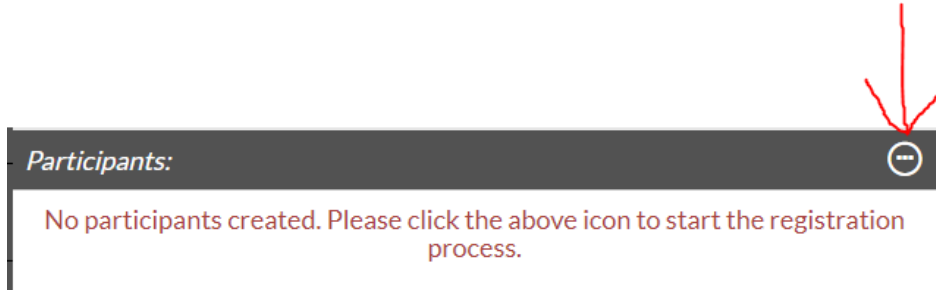
First Name*

Last Name*

Select the relationship to your participants:

Email Address*

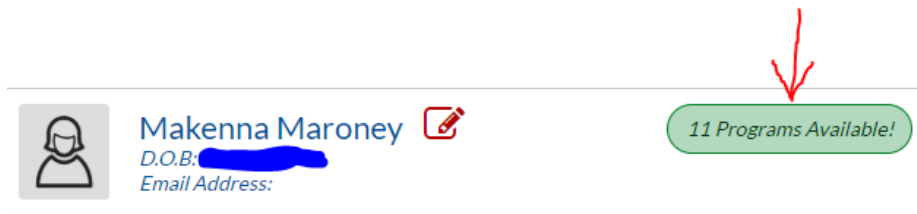
Once your account is created you will add a participant (you player)



Put in all of your players info:

SELECT A PROGRAM

Once your player is created click programs available!



You will see TASA – Fall 2018

Click Select

TASA - Fall 2018		Price	
1	15/16U Girls View Description	\$0.00	<input type="button" value="Select"/>

Then you will see options for you to volunteer.

Then you will see Registration Summary, click continue.

Then you will see options to donate, select what applies.

Then you will see order review and submission. Click "Submit Order" at the bottom right.

STEP ONE COMPLETED

STEP TWO and THREE:

Go to <http://tasafutbolclub.com/forms-registration/>

Scroll down to Step 2. (Paperwork section) And click the word [here](#).

You will be taken to a location to fill out all documents needed.

Once completed, go to Step 3. (Adding yourself to phone messages)